

square series II owners manual



To the Owner

We would like to thank you for investing in a Wilson Benesch Loudspeaker.

Please return your completed Guarantee Registration Card or use the electronic registration within six weeks of purchase. Warranty conditions can be viewed towards the back of this manual.

For electronic registration please refer to the Wilson Benesch website to take advantage of the Customer Guarantee Registration. You can access the registration area via the 'Owners Section' on the Home Page at: www.wilson-benesch.com

To the Music Connoisseur

To the cognoscenti of British high performance audio, the Wilson Benesch marque is recognised as one of the world's leading loudspeaker design and manufacturing companies. You now own a product that will deliver years of pleasure to all who come across it, within the comfort of your own home. The purchase of a Wilson Benesch loudspeaker is merely the beginning of a long relationship. The Square Series II products are engineered to last a lifetime and are guaranteed for two-years from the date of purchase (This guarantee is offered to the first owner only). The care and attention offered by the Wilson Benesch dealer network matches the quality systems that we make. Should you need further advice about cables, set-up, upgrades or any other matters relating to the system, we would politely refer you to your local dealer.

Unpacking & Set-up Instruction

Important points before setting up:

During installation two or more people will be required as the speakers are very heavy. Never attempt to unpack or install the speakers without assistance as this could result in damage to the product or personal injury.


Please observe normal procedures for lifting and correct posture when handling the speakers. Soft fabric gloves are recommended to prevent damage to the high quality finish. Also, it is strongly recommended that all watches and jewellery be removed prior to unpacking. Patient and careful setting up is essential to obtaining the maximum performance from this system.

Move the speaker while in the packaging to the intended listening position. For further information on positioning, see the loudspeaker positioning section. Make sure the top of the box has been fully opened and the hardware pack has been removed.

Particular care should be taken with the loudspeaker spikes. With the Square Five the spikes should be inserted into the foot before the loudspeaker is placed on its foot. This is an essential step to ensure the Isotactic Isobaric Drive System is protected. Failure to insert the spikes in this way will damage the speaker.

The protective speaker wrap can be slippery, so great care must be taken. Once both speakers have been stood up the wrap can be removed. The packaging is essential for shipping the loudspeaker safely and it is expensive to replace, it is highly recommended that the packaging is retained.

Wilson Benesch products are distributed by the world's finest distributors and dealers, should you have any problems or question about the setup of your speaker please refer to your local dealer.



The Subject of Room Acoustics

Acoustics is a complex subject and this text should be treated for what it is, a simple but informative guide. For a more in depth understanding you would need to refer to a whole range of texts on the subject. The most important outcome of this should be a greater appreciation of the role played by the room and surroundings on the overall sound of the audio system. The air contained within the room is the link between the output of the loudspeaker and your ear. How air behaves is dependant upon the attributes or character of the room. It follows that a better understanding of basic acoustics and what facets cause the most influence in the room will assist in making decisions about the way in which the room and subsequently the system can be improved.

Room types fall between two extremes. A room can be 'dead' on the one hand (full of highly energy absorbent materials and complex diffusing structures) or very 'lively' on the other (few reflective surfaces and a high proportion of very reflective, hard, non absorbent surfaces). As so often is the case a balance of materials is commonly preferable to one extreme or the other. The correct balance is the goal for the end user.

Room attributes that can be easily changed

The contents of a room will impact upon its overall acoustic character. As you would expect hard surfaces like glass and concrete tend to reflect a broad band of acoustic energy. Complimentary materials that are soft and thick in section such as heavy natural fibre curtains will tend to absorb a broad band of frequencies.

What are standing waves?

When sound waves reflect between two parallel surfaces, the distance apart being equal to half the wavelength or less, dependant upon wave size, resonance modes referred to as 'standing waves' are created.

In loudspeakers with parallel walls these waves will cause distortions. The standing waves in your room will distort the frequency response of your system sympathetically boosting certain frequencies. If a certain standing wave frequency is acoustically isolated from its modal neighbours its effect is more likely to be audible and problematic. This can compromise the accuracy of any loudspeaker.

Middle & High Frequency Room Characteristics

The middle and high frequencies are affected more by room contents rather than room shape. The surfaces and how they reflect, absorb or diffuse the acoustic energy will tend to describe the 'sound' of a room. Like all energy, acoustic energy cannot be destroyed; it can only be converted into something else or reflected. The shape of the surface will determine how it is reflected and the material will determine whether it is absorbed.


All rooms have a particular sound, and to appreciate what influences are present in your particular room you should be aware of how the objects in your room will respond to sound.

Sound waves behave in the same way as light waves or 'rays' and so imagine the driver to be a floodlight.

Reflection: acoustic energy is not converted but reflected in an orderly, predictable fashion.

Diffusion: acoustic energy is dispersed in a random and/or disordered fashion.

Absorption: acoustic energy is converted into kinetic energy or heat. All or a majority of the sound energy is 'soaked up' or disposed of by the object surface or room boundary.



Two Channel Loudspeaker Positioning

There are no objective criteria that can be used to state precisely where loudspeakers should be positioned. Should any individual or company suggest that there are, they should be treated with a great deal of caution. In the global scenario, our loudspeakers are driven by unique systems that are selected by the owner because of particular virtues. Every listening room is as individual and unique in character as the owner. Compound this complex picture with the combination of different equipment.

Consider the changeability of rooms; if the room is dressed with heavy curtains simply changing the curtains position can alter the whole balance of the system. The only rule is that there are no rules. Like producing good wine it is the goal that is the only guide. The owner is the pivot in this subtle balancing act.

The goal of high performance audio systems is accurate reproduction. The information, be it in groove or pit format, should be transcribed, amplified and converted back into sound energy without the additional views of the audio equipment designer being combined with that translation process.

In order to make the task of positioning the loudspeakers less complex we would like to make the following suggestions. The most valuable commodity in this process is time. Be prepared to make small changes over longer periods of time. Select four musical passages that can fulfill the following tests. They should all be stereo recordings.

- Select one with a distinctive and easily heard human voice. Spoken voice is ideal.
- Select one passage with a full orchestra like The Pines of Rome.
- Select one that is very emotional for you.
- Select one that has a strong rhythm, as is the case with dance music for example.

You should appraise the performance of the loudspeakers according to your needs based upon the tests above.

Cinema Systems


There is no industry standard for the positioning of speakers for home cinema, but there are some facts that should be considered when creating such a dedicated environment.

The Tactic II drive units are not shielded and should not be placed within one metre of a cathode ray tube based video display. The angle from the screen should ideally be between 110° and 130°.

Wilson Benesch loudspeakers use identical drive units and tweeters making it possible for a system to be created comprising of more powerful channels at the front of the room and smaller units at the rear and filling in where necessary.

The centre channel is a critical component in any quality cinema system. It handles dialogue to which the ear is very sensitive due to our familiarity with the human voice and more besides.

All Wilson Benesch loudspeakers can be classified as full range systems. Configure the subwoofer for LFE only.



Bi Amping

The power that is delivered to your drive units will have a direct effect on the sound of your loudspeakers. You should select the best that you can afford. Separating the systems will deliver benefits that can easily be detected. We would recommend using the same model of amplifier on different drivers.

Bi Wiring

Improvements can be heard through separating the energy from each filter in the crossover. Cables vary in construction but a good quality cable should be low in impedance, inductance and capacitance. Do not use cables that act as additional crossover components. Experimentation is crucial in this situation and a cable that works well in one situation with a given amplifier may not always perform as well when one of these variables is changed.

Terminals

Wilson Benesch recommends the use of 8mm ring or spade connector cable terminations. A spanner is provided to tighten up the rhodium plated nuts. Please be careful to not over tighten the terminals as this could result in damage to the surrounding materials. The terminals will also accept banana plugs.

Spikes

The speaker spikes are supplied in the dedicated hardware case. The spikes should be installed before the Square Five is lifted from the box and placed on its foot. Great care should be taken when handling the speaker. By a series of careful and methodical tests you can adjust the speakers toe and rake angle. Should you wish to adjust either of these factors you should arrange for an assistant to work with you. The position of the tweeter has been designed to function best for listeners seated in conventional relaxed seating positions. If required, for other situations such as listeners on higher seating or standing, the speakers can be tilted back to project the imaging of the tweeter higher.

Magnet Precautions

The motors used in all Wilson Benesch speakers are built from the most powerful magnetic material in the world, Nd.Fe.B. Do not bring any metallic objects or sensitive electronic, electromagnetic or mechanical systems into close proximity of these devices. This includes pace makers or other critical devices. The company cannot accept responsibility for any damage or injury caused to any such systems as a result of accidental exposure.


Running In Time (70 hours)

Like anything of good quality a period of running in tends to see improvements in performance. The speaker cabinet requires time to settle in to its surroundings. Climatic and humidity variations will require time for the loudspeaker to adjust to and until the loudspeaker has adjusted the performance will be below its best. The drivers require time to bed in physically and relax materially. Wilson Benesch advise at least seventy-hours of running in.

Surface Finish

All Wilson Benesch loudspeakers have been built using aerospace grade materials and finishes. The surface finishes applied to all Wilson Benesch loudspeakers require no further attention other than the occasional dusting with a fine material. Sunlight can be very damaging to material finishes and products should always be protected from direct sunlight.

Treat the driver cones with respect and they will last a decade with relative ease. With a little care the speakers will look as good in ten years as they do today.



Other Adjustments

Under no circumstance should the user make any adjustment to the system's parts. Any adjustments not described as required by the setting up procedure will void all warranty.

Should there be any problems with the system performance you should refer the problem to your dealer immediately for advice and/or assistance. If in the unlikely event that the problem cannot be dealt with by your dealer or distributor, do not under any circumstances return the goods to Wilson Benesch without prior written agreement from Wilson Benesch.

World Wide Warranty


Wilson Benesch offers a 2-year conditional warranty to the end user. It is done in collaboration with our distributors.


The conditions of this warranty are:

- That Wilson Benesch receives the necessary registration details from the end user.
- That these details are received within six weeks of purchase.
- The warranty is only valid for the first owner and is not transferable.
- That it is limited to the repair of the equipment only.
- That any claim is accompanied by the necessary proof of purchase.
- That cover does not extend to damage caused by faulty or unsuitable ancillary equipment.
- That the serial number has not been altered, deleted, removed or made illegible.
- That the product has not been abused or modified in any way.
- That it was purchased originally from a Wilson Benesch authorised dealer.

If the equipment is being used in the country of purchase, you should contact the Wilson Benesch authorised dealer from whom the equipment was purchased.

If the equipment is being used outside the country of purchase, you should contact the Wilson Benesch national distributor in the country of residence who will advise where the equipment can be serviced. You can call Wilson Benesch in the UK or visit our website to get the contact details of your local distributor. To validate your warranty, you will need the original sales receipt or other proof of ownership and date of purchase.





Square One

The Square One is a 2-way, stand mounted loudspeaker and is the entry point into Wilson Benesch High-End loudspeakers.

Trickle-down technologies from the Odyssey Range guarantee outstanding dynamic capabilities and like all Wilson Benesch loudspeakers, an exceptional signal to noise ratio to bring you closer to the musical event.

The latest incarnation of the Square One sees important developments over its predecessor. The most notable of these is the addition of bass ports on the underside of the enclosure, carefully developed in conjunction with a higher mass driver cone to enhance bass performance and extension.

To cope with the increased energy, the Series II Square One internal construction has been modified. Controlling cabinet noise requires damping, with this in mind, viscoelastically bonded critical mass damping has been employed, to absorb energy from the cabinet wall and dissipate it silently.

In common with the original Square Series, the Assisted Bass Radiator (ABR) remains at the rear of the cabinet to absorb and control the energy generated by the powerful Tactic drive unit.

“ These speakers are amazing! They deliver superb music. Perceived quality is matched by the intrinsic quality and the care that has been taken in the design and manufacture of components, making the product highly desirable ” - *Patrice Philippe - Haute Fidelite*

Aesthetically, the Square Series II range sees the addition of high quality wood veneers, residing beneath a new, low profile grill. Laser cut from two sheets of steel and finished with turned metal links, the new grill offers the lowest diffraction of any loudspeaker grill.

Unhindered dynamics and coherent time alignment come as standard, thanks to the absence of crossover components on the Tactic Drive Unit and a simple 1st-order Tweeter crossover.

And so it follows, that you can be confident that each and every subtle detail will be enthusiastically conveyed by the Wilson Benesch Square One.

Specifications

Description

2-way, stand mounted loudspeaker

Drive units

1 x 170mm (7") Wilson Benesch Tactic I Mid/Bass unit
1 x 25mm (1") Soft dome, Wilson Benesch specification tweeter

Low Frequency Loading

Assisted Bass Radiator / Bass Ports

Frequency response

45Hz - 24KHz +/- 2dB on axis

Sensitivity

87dB spl at 1 metre on axis. 2.83V input

Impedance

6 Ohms nominal, 4 ohms minimum

Crossover

First Order tweeter crossover
First Order Bass roll-off
Selected polypropylene capacitors and air cored inductors

Crossover Frequency

5 KHz

Internal wiring

Hand-made loom comprised of Multi stranded military specification silver plated copper with PTFE jacket soldered connections throughout.

Input connections

Bi-wireable, in house machined rhodium plated copper alloy terminals

Maximum spl

118dB at 1 metre

Power handling

200W peak unclipped programme


Dimensions

Height 325mm (12.8")
Width 200mm (8")
Depth 285mm (11.2")
Internal Volume 10 Litres
Net Weight 10 kg / 22kg with stand 22 lbs / 48 lbs

Finishes Available

Gloss Wood Finishes: Piano Black, White, Red Tulip, Red Birds Eye, Birds Eye Maple, Burr Walnut, Ebonised Walnut, Walnut, Zebrano

Satin Wood Finishes: Natural Cherry, Maple, Oak



Square Two

The Square Two is a 2-way, floorstanding loudspeaker and is the entry point into Wilson Benesch High-End loudspeakers.

The latest incarnation of the Square Two sees important developments over its predecessor. The most notable of these is the addition of bass ports on the underside of the enclosure, carefully developed in conjunction with a higher mass driver cone to enhance bass performance and extension.

Trickle-down technologies from the Odyssey Range guarantee outstanding dynamic capabilities and like all Wilson Benesch loudspeakers, an exceptional signal to noise ratio to bring you closer to the musical event.

Like all floor standing designs, the laws of physics dictate that cabinet noise becomes more problematic when the cabinet surface area increases, in the Square Two a multitude of new technologies counter the problem.

Viscoelastically bonded critical mass damping has been added to absorb energy from the cabinet wall and dissipate it silently. In common with the original Square Series, the Assisted Bass Radiator (ABR) remains at the rear of the cabinet to absorb and control the energy generated by the powerful Tactic drive unit.

Unhindered dynamics and coherent time alignment come as standard, thanks to the absence of crossover components on the Tactic drive unit and a simple 1st-order tweeter crossover. With these measures, the Square Two achieves unrivalled transparency and accuracy, at this price point, with all the subtleties of the performance conveyed intact.

Aesthetically, the Square Series II range sees the addition of high quality wood veneers, residing beneath a new, low profile grill. Laser cut from two sheets of steel and finished with turned metal links, the new grill offers the lowest diffraction of any loudspeaker grill.

Built by the same technicians as the award winning Geometry Series and employing the Tactic Drive Unit technologies akin to the Chimera, the Series II Square Two pushes the boundary further from its award winning predecessor.

Specifications

Description

2-way, floorstanding loudspeaker

Drive units

1 x 170mm (7") Wilson Benesch Tactic I Mid/Bass unit
1 x 25mm (1") Soft dome, Wilson Benesch specification tweeter

Low Frequency Loading

Assisted Bass Radiator / Bass Ports

Frequency response

40Hz - 24KHz +/- 2dB on axis

Sensitivity

87dB spl at 1metre on axis. 2.83V input

Impedance

6 Ohms nominal, 4 ohms minimum

Crossover

First Order tweeter crossover
First Order Bass roll-off
Selected polypropylene capacitors and air cored inductors

Crossover Frequency

5 KHz

Internal wiring

Hand-made loom comprised of Multi stranded military specification silver plated copper with PTFE jacket soldered connections throughout.

Input connections

Bi-wireable, in house machined rhodium plated copper alloy terminals

Maximum spl

118dB at 1 metre

Power handling

200W peak unclipped programme

Dimensions

Height 975mm (38")
Width 200mm (8")
Depth 255mm (10")
Internal Volume 32 Litres
Net Weight 27 kg / 59.5 lbs

Finishes Available

Gloss Wood Finishes: Piano Black, White, Red Tulip, Red Birds Eye, Birds Eye Maple, Burr Walnut, Ebonised Walnut, Walnut, Zebrano

Satin Wood Finishes: Natural Cherry, Maple, Oak



Square Three

The Square Three is a 2.5 way floor standing loudspeaker, taking all its primary technologies from the multi-award winning Odyssey Range A.C.T to deliver a peerless performance within its class.

In pursuit of reducing cabinet noise, the Square Three employs a multitude of resonance defeating technologies. Starting at the Cabinet's rear impact zone, Wilson Benesch Assisted Bass Radiators (ABRs) absorb energy from the Square Three's powerful Tactic Drive Units and dissipate it silently in the form of heat.

Internally, carbon composite technologies seen in the Odyssey Range have been integrated into the Square Series II in the form of stiff internal bracing ribs. Critical mass damping to the Square Three's cabinet walls to further reduce the noise floor and bring you closer to the musical event.

Unhindered dynamics and coherent time alignment come as standard, thanks to the absence of crossover components on the Tactic mid Drive Unit and simple 1st-order Tweeter and bass unit crossovers.

Twin mid-range and bass Tactic drive units, as seen in the widely acclaimed Odyssey A.C.T. and Curve, extend the Square Three's low frequency reach for increased drive, authority and presence beyond its predecessors.

" Wilson Benesch's new Square Three is a very special loudspeaker. Breathtakingly fast and dynamic, it's tactility and visceral speed is remarkable at the price" - **Jason Kennedy - HIFI Choice**

Aesthetically, the Square Series II range sees the addition of high quality wood veneers, residing beneath a new, low profile grill. Laser cut from two sheets of steel and finished with turned metal links, the new grill offers the lowest diffraction of any loudspeaker grill.

With a lightning transient response and a class leading signal to noise ratio, the Square Three will transport you to the performance where only the artists and the music will be present.

Specifications

Description

2-way, floorstanding loudspeaker

Drive units

1 x 170mm (7") Wilson Benesch Tactic I Mid range unit
1 x 170mm (7") Wilson Benesch Tactic I Bass unit
1 x 25mm (1") Soft dome, Wilson Benesch specification tweeter

Low Frequency Loading

Assisted Bass Radiator / Bass Ports

Frequency response

35Hz - 24KHz +/- 2dB on axis

Sensitivity

87dB spl at 1metre on axis. 2.83V input

Impedance

6 Ohms nominal, 4 ohms minimum

Crossover

First Order tweeter crossover
First Order Bass roll-off
Selected polypropylene capacitors and air cored inductors

Crossover Frequency

5 KHz, 500Hz

Internal wiring

Hand-made loom comprised of Multi stranded military specification silver plated copper with PTFE jacket soldered connections throughout.

Input connections

Bi-wireable, in house machined rhodium plated copper alloy terminals

Maximum spl

118dB at 1 metre

Power handling

200W peak unclipped programme

Dimensions

Height 975mm (38")
Width 200mm (8")
Depth 255mm (10")
Internal Volume 31 Litres
Net Weight 32 kg / 70.5 lbs

Finishes Available

Gloss Wood Finishes: Piano Black, White, Red Tulip, Red Birds Eye, Birds Eye Maple, Burr Walnut, Ebonised Walnut, Walnut, Zebrano

Satin Wood Finishes: Natural Cherry, Maple, Oak



Square Five

The Square Five is a 2-way Electric, 4-way Acoustic, floorstanding loudspeaker and the first new design to emerge since the release of the ground breaking Cardinal Flagship project last year.

Like the Cardinal, the Square Five sees the Troika System implemented for a beautifully seamless, natural and coherent integration of mid and high frequency drivers never seen before at this price point. Mid-range accuracy is achieved with precision matched drive units deployed either side of the Square Five's Scanspeak tweeter, the same unit seen in the Chimera, which sits at the perfect acoustic center of the Troika arrangement.

At the rear of the Square Five cabinet, a unique, high energy loss diaphragm effectively deals with out of phase energy to improve dynamics and perfectly damp the exuberant capabilities of the world renowned Wilson Benesch Tactic drive unit.

The design of the Square Five allows the amplifier direct control and perfect harmony with respect to driver cone dynamics. The absence of any filter components on the mid drivers ensures a transparent performance, free from phase distortions or colorations brought about by even the most expensive crossover components available. The resulting sound is closer to the real world signal than any other known passive solution.

The Square Five packs a sonic punch and will appeal to discerning high end listeners who appreciate a natural, balanced and sincere sound reproduction.

A variety of noise defeating systems are deployed in the cabinet to achieve vanishingly low levels of noise and coloration, enabling long periods of listening without fatigue or desire to "crank the volume" in pursuit of detail retrieval.

Situated at the Square Five's foundation is the Isobaric Module, a high precision alloy monolith hewn from a 15-kilo slab of aluminium alloy. This subsystem delivers a multiple number of key functions that are structural as well as acoustic. Referenced to the ground via 14-millimetre precision turned spikes, taken from the ACT C60 shelf, the uncompromising design dictates to two powerful Wilson Benesch Tactic bass drive units.

The Square Five's lightning quick, Isobaric bass unit integrates seamlessly with the Troika system to create an exceptionally cohesive, coherent sound field that is free of all phase distortions commonly found in competing designs.

Why invest in a high-volume, conventional design with common componentry, when you can enjoy real high end performance and innovation in a precision engineered, hand built product for the same price?

Specifications

Description

2-way Electric, 4-way Acoustic floorstanding loudspeaker

Drive units

1 x 170mm (7") Wilson Benesch Tactic I Mid range unit
1 x 170mm (7") Wilson Benesch Tactic I Bass unit
2 x 170mm (7") Wilson Benesch Isobaric Tactic Drive Unit
1 x 25mm (1") Soft dome, Wilson Benesch specification tweeter

Low Frequency Loading

Assisted Bass Radiator / Bass Ports

Frequency response

34Hz - 24KHz +/- 2dB on axis

Sensitivity

87dB spl at 1 metre on axis. 2.83V input

Impedance

6 Ohms nominal, 4 ohms minimum

Crossover

First Order tweeter crossover
Selected polypropylene capacitors and air cored inductors

Crossover Frequency

5 KHz, 500Hz

Internal wiring

Hand-made loom comprised of Multi stranded military specification silver plated copper with PTFE jacket soldered connections throughout.

Input connections

Bi-wireable, in house machined rhodium plated copper alloy terminals

Maximum spl

118dB at 1 metre

Power handling

200W peak unclipped programme

Dimensions

Height 1115mm (44")
Width 200mm (8")
Depth 255mm (10")
Internal Volume 31 Litres
Net Weight 47 kg / 104 lbs

Finishes Available

Gloss Wood Finishes: Piano Black, White, Red Tulip, Red Birds Eye, Birds Eye Maple, Burr Walnut, Ebonised Walnut, Walnut, Zebrano

Satin Wood Finishes: Natural Cherry, Maple, Oak



Square Five

The Centre Square is a low profile, 2.5-way speaker. It delivers a huge amount of energy from an elegant and very discrete enclosure. This critical component in any system must exhibit the lowest possible level of noise.

To achieve this objective we have deployed an array of metal systems. Internally, critical mass damping pads break up standing waves and defeat the onset of panel resonance.

As the rear wall forms an intrinsic part of this design, the two A.B.R.s in this case, are located in the side of the enclosure. Both the mid range, and bass driver, benefit from the A.B.R.

The Centre exhibits excellent dynamics and the most coherent time alignment thanks to the high performance mid range drive unit which has no crossover and the 1st order tweeter. The Centre presents every subtle detail of dialogue with ease. Like all the Square Series, the Centre is fitted with identical drive units to the Odyssey Range, so the potential for mix and match is possible without any compromise.

The Centre is finished in a beautifully handcrafted range of veneers with an optional laser cut steel wall mount or stand mount available for the ultimate solution.

Specifications

Description

2.5-way, stand mounted Centre channel loudspeaker

Drive units

1 x 170mm (7") Wilson Benesch Tactic I Mid range unit
1 x 170mm (7") Wilson Benesch Tactic I Bass unit
1 x 25mm (1") Soft dome, Wilson Benesch specification tweeter

Low Frequency Loading

Assisted Bass Radiator / Bass Ports

Frequency response

43Hz - 24KHz +/- 2dB on axis

Sensitivity

87dB spl at 1 metre on axis. 2.83V input

Impedance

6 Ohms nominal, 4 ohms minimum

Crossover

First Order tweeter crossover
First Order Bass roll-off
Selected polypropylene capacitors and air cored inductors

Crossover Frequency

5 KHz, 500Hz

Internal wiring

Hand-made loom comprised of Multi stranded military specification silver plated copper with PTFE jacket soldered connections throughout.

Input connections

Bi-wireable, in house machined rhodium plated copper alloy terminals

Maximum spl

118dB at 1 metre

Power handling

200W peak unclipped programme

Dimensions

Height 210mm (8.2")
Width 790mm (31.1")
Depth 200mm (7.9")
Internal Volume 16 Litres
Net Weight 18 kg / 40 lbs or 30kg / 66 lbs with stand

Finishes Available

Gloss Wood Finishes: Piano Black, White, Red Tulip, Red Birds Eye, Birds Eye Maple, Burr Walnut, Ebonised Walnut, Walnut, Zebrano

Satin Wood Finishes: Natural Cherry, Maple, Oak



Wilson Benesch Ltd
Falcon House
Limestone Cottage Lane
Sheffield
S6 1NJ
UK

England Tel: +44(0) 1142 852656
Fax: +44(0) 1142 852657
Email: info@wilson-benesch.com
Web: www.wilson-benesch.com

